



TECHNICAL DATA SHEET

DÉCOR-S-005

DÉCOR SERIES DIMMER SWITCHES



Description

A décor range of dimmer is designed for ease of installation and having all the advantages and design features. These products can be quickly installed as replacements for existing switch plate or in new installations.

Features

- Use of high impact resistant material, flame retarding & UV stabilized polycarbonate
- Innovative front fitting modular system with resist frontal impact
- This modular system provides maintenance versatility and cost effective
- Clip on covers conceal mounting screws, simplify finishing & decorating
- Cover plate comes in metal & polycarbonate with quality gloss finish
- Soft Start, which gradually increases the light output after switch on. The Soft Start feature is also particularly beneficial when used to dim Mains Voltage Tungsten Halogen lamps which have inherent very high inrush current at switch on.

Main Application

Suitable for dimming Low Voltage Halogen lamps via suitable fully dimmable electronic or wire bound transformers.

Materials & Finish

- Use of polycarbonate for all plastic components
- Brass & Copper for all conductivity components
- All contact point is silver welded for best performance

Option

Accessories and color options upon request

Quantity

Box Quantity : 10 pcs
Outer Box : 100 pcs

TECHNICAL SPECIFICATION

Electrical

Mains Supply Voltage: 220V~240V a.c. (Nominal)
Mains Supply Frequency: 50 / 60Hz

Type of Loads

500W Incandescent Lamp
160W Halogen Lamp with transformer

Physical

Max. installation altitude: 2000 meters

Dimension

L X W X H
Plate Size : 89 x 89 x 6.7mm
Mounting Centres : 60.3mm

Note:

1. These dimmer switches are not suitable to use with Fluorescent Lamps or Energy Saving Lamps.
2. Do not recommended for surface mounting /application.

PRODUCT RANGE

Dimmer Switches

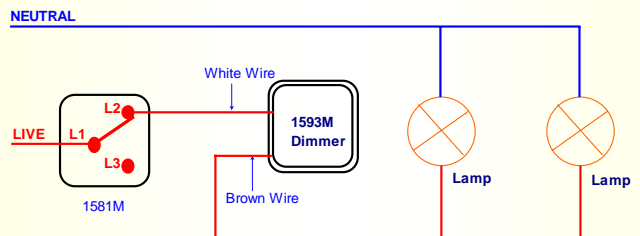
Description

- 1 Gang 500W Dimmer with Switch
- 1 Gang 500W Dimmer with Rotary Switch
- 2 Gang 500W Dimmer with Rotary Switch
- 1 Gang 1000W Dimmer with Rotary Switch
- 2 Gang 1000W Dimmer with Rotary Switch

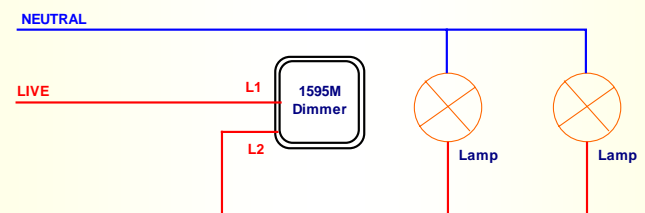
CAT No.

- 1693L
- 1695L
- 1696L
- 1691KL
- 1692KL

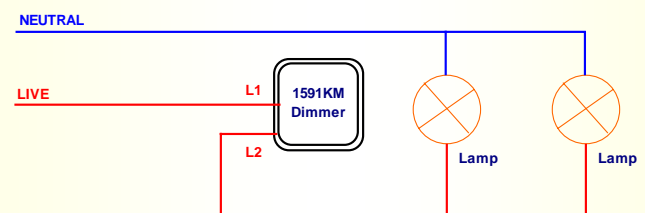
WIIRNG DIAGRAM



CAT 1693L 1 Gang 500W Dimmer c/w 2 Way SP Switch (1 Way Circuit)



CAT 1695L 1 Gang 500W Dimmer c/w Rotary Switch
(Same Application for the 2 Gang 500W Dimmer c/w Rotary Switch CAT 1696L)



CAT 1691KL 1 Gang 1000W Dimmer c/w Rotary Switch
(Same Application for the 2 Gang 1000W Dimmer c/w Rotary Switch CAT 1692KL)