



TECHNICAL DATA SHEET

DECOR-S-002

DÉCOR SERIES 20Amp DECOR SWITCHES



Description

The Decor switches are a new range of large rocker switches which complements the highly successful 1600 Series. This new generation of switches is designed with features which enhance the interior settings with blend of elegance.

Features

- Breakthrough in style with quality plate finishes of pleasant looks
- Use of high impact resistant material, flame retarding & UV stabilized polycarbonate
- Innovative front fitting modular system with resist frontal impact
- This modular system provides maintenance versatility and cost effective
- Switch mechanism constructed in compact & simple manner with minimum parts
- Slim front plates with 6.7mm
- Removable convenience & concealed screws
- Interchangeable cover plates that comes with various selection of decoration colors with an elegant, gloss finish that is easy to clean

Main Application

Suitable for switching motor operated device such as Air Conditioner, Water Heater, Cooker and etc

Materials & Finish

- Use of polycarbonate for all plastic components
- Brass & Copper for all conductivity components
- All contact point is silver welded for best performance

Option

Accessories and color options upon request

Standards & Approvals

Switches comply:
BSEN / IEC 60669-1

Quantity

Box Quantity : 10 pcs
Outer Box : 100 pcs

TECHNICAL SPECIFICATION

Electrical

Voltage rating: 250V a.c.

Unit	Rating	Terminal capacity
20A switches	20A	4 x 1.5mm ²

Physical

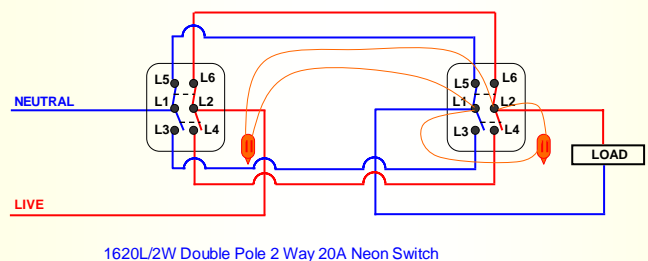
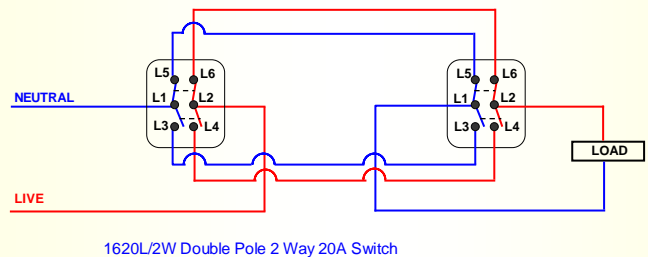
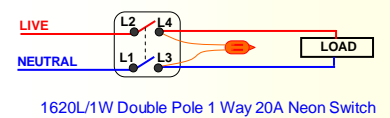
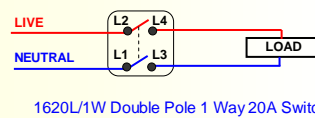
Ambient operating temperature: -5°C to +40°C

Max. installation altitude: 2000 meters

Dimension

	L	X	W	X	H
1 Gang Plate Size	89	x	89	x	7mm
Mounting Centres	60.3	mm			

CIRCUIT DIAGRAM



PRODUCT RANGE

Decor Switches with 20A Modules

Description	CAT No.
1 Gang 1 Way Double Pole (DP)	1620L/1W
1 Gang 2 Way DP	1620L/2W
1 Gang 1 Way DP with Neon	1620LN/1W
1 Gang 2 Way DP with Neon	1620LN/2W