




TECHNICAL DATA SHEET

1600-O-006

1600 DESIGNER SERIES 15Amp SOCKET OUTLETS



Description

This socket outlet is designed for ease of installation and having all the advantages and design features. These products can be quickly installed as replacements for existing switch plate or in new installations.

Features

- Use of high impact resistant material, flame retarding & UV stabilized polycarbonate
- Socket mechanism constructed in compact & simple manner with minimum parts
- Large terminal faces to provide maximum installer versatility even in confined spaces
- Base plate is well designed to withstand any force applied by insertion of plugs or the operation of switches
- Patented earthing system which is unique – direct contact to mounting screw
- Clip on covers conceal mounting screws, simplify finishing & decorating
- Cover plate comes in metal & polycarbonate with quality gloss finish
- Sockets contain unique 3 pin operated safety shutter

Main Application

Suitable for switching to loads at areas such as living room, bedroom & kitchen. Commercial areas such as shopping complex, restaurants, cafeterias, hotel & etc

Materials & Finish

- Use of polycarbonate for all plastic components
- Brass & Copper for all conductivity components
- All contact point is silver welded for best performance

Option

Accessories and color options upon request

Standards & Approvals

Switched Socket comply: BS 546

Quantity

Box Quantity : 10 pcs
Outer Box : 100 pcs

TECHNICAL SPECIFICATION

Electrical

Voltage rating: 250V a.c.

Unit	Rating	Terminal capacity
15A Socket	15A	4 x 2.5mm ² , 3 x 4.0mm ²

Physical

Ambient operating temperature: -5°C to +40°C

Max. installation altitude: 2000 meters

Dimension

	L	X	W	X	H
Plate Size	:	89	x	89	x 12.5mm
Mounting Centres	:	60.3mm			

PRODUCT RANGE

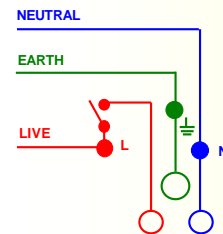
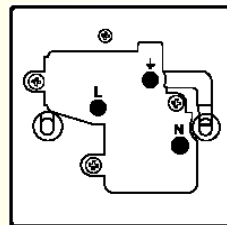
15A Switched Socket Outlets

Description	CAT No.
1 Gang Single Pole Socket Outlet	1667
1 Gang Single Pole Socket Outlet with Neon	1667N

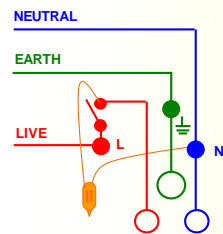
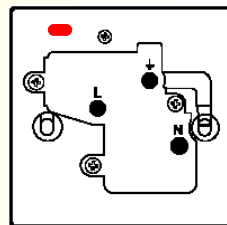
15A Unswitched Socket Outlets

Description	CAT No.
1 Gang Unswitched Socket Outlet	1666

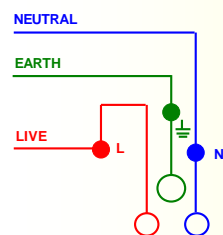
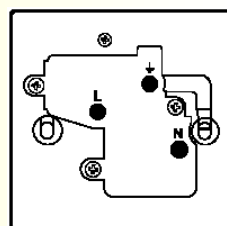
WIRING DIAGRAM



1667 1 Gang Single Pole Socket



1667N 1 Gang Single Pole Socket



1666 1 Gang Single Pole Socket