




TECHNICAL DATA SHEET

1600-O-001

1600 DESIGNER SERIES FUSED CONNECTION UNITS



Description

A range of socket outlet is designed for ease of installation and having all the advantages and design features. These products can be quickly installed as replacements for existing switch plate or in new installations.

Features

- Use of high impact resistant material, flame retarding & UV stabilized polycarbonate
- Socket & switch mechanism constructed in compact & simple manner with minimum parts
- Switch contacts with silver contact points on both surfaces for good continuity
- Large terminal faces to provide maximum installer versatility even in confined spaces
- Base plate is well designed to withstand any force applied by insertion of plugs or the operation of switches
- Clip on covers conceal mounting screws, simplify finishing & decorating
- Cover plate comes in metal & polycarbonate with quality gloss finish

Main Application

Suitable for switching to loads at areas such as living room, bedroom & kitchen. Commercial areas such as shopping complex, restaurants, cafeterias, hotel & etc

Materials & Finish

- Use of polycarbonate for all plastic components
- Brass & Copper for all conductivity components
- All contact point is silver welded for best performance

Option

Accessories and color options upon request

Standards & Approvals

Sockets comply: BS 5733

Quantity

Box Quantity : 10 pcs
Outer Box : 100 pcs

TECHNICAL SPECIFICATION

Electrical

Voltage rating: 250V a.c.

Unit	Rating	Terminal capacity
13A switches	13A	3 x 2.5mm ² , 2 x 4.0mm ²

Physical

Ambient operating temperature: -5°C to +40°C
Max. installation altitude: 2000 meters

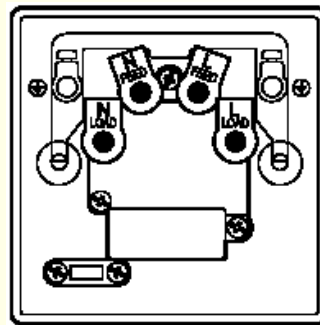
Dimension	L X W X H
Plate Size	: 89 x 89 x 12.5mm
Mounting Centres	: 60.3mm

PRODUCT RANGE

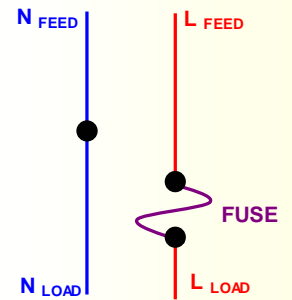
Fused Connection Units

Description	CAT No.
1 Gang Unswitched with Cord Clamp & Bottom Flex Outlet	1625
1 Gang Switched Double Pole including Cord Clamp & Bottom Flex Outlet	1626
1 Gang Switched Double Pole with Neon including Cord Clamp & Bottom Flex Outlet	1626N

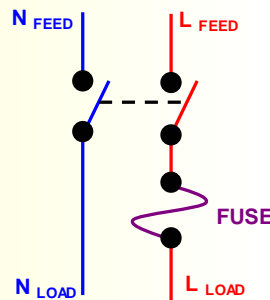
WIRING DIAGRAM



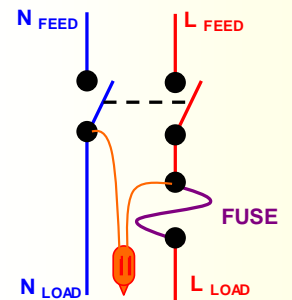
Rear View of Fused Connection Unit



Fused Connection Unit 1625



Fused Connection Unit 1626



Fused Connection Unit 1626N