

1500 SERIES CONTROL SWITCHES (40Amp Switch Plate)



Description

A range of switch plate is designed for ease of installation and having all the advantages and design features.

These products can be quickly installed as replacements for existing switch plate or in new installations.

Features

- Breakthrough in style with quality plate finishes of pleasant curved design
- Use of high impact resistant material, flame retarding & UV stabilized polycarbonate
- Thin front plates with high gloss finishing offering long lasting protection
- Switch mechanism constructed in compact & simple manner with minimum parts
- Large terminal faces placed in synchronize direction to provide maximum installer versatility even in confined spaces
- Mounting screws which is exposed are covered with screw caps giving a stylish finishes
- Prevent current leaks to the appliances in case of potential faulty wiring

Main Application

Suitable for switching motor operated device such as Air Conditioner, Water Heater, Cooker and etc

Materials & Finish

- Use of polycarbonate for all plastic components
- Brass & Copper for all conductivity components
- All contact point is silver plated for best performance

Option

Accessories and color options upon request

Standards & Approvals

Switches comply:
BS 4177

Quantity

Box Quantity : 5 pcs
Outer Box : 50 pcs

TECHNICAL SPECIFICATION

Electrical

Voltage rating: 250V a.c.

Unit	Rating	Terminal capacity
40A switches	40A	4 x 4.0mm ² , 3 x 6.0mm ² 1 x 16.0mm ²

Physical

Ambient operating temperature: -5°C to +40°C

Max. installation altitude: 2000 meters

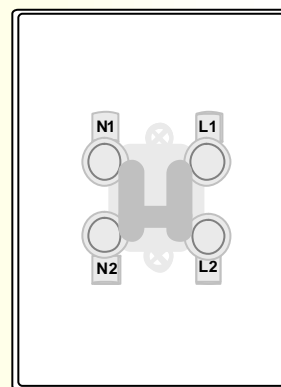
Dimension	L X W X H
Plate Size	: 146 x 86 x 10.5mm
Mounting Centres	: 120.6mm

PRODUCT RANGE

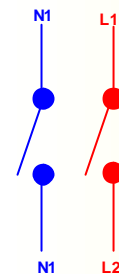
Plate Switches with 40Amp

Description	CAT No.
1 Gang 1 Way Double Pole	1540
1 Gang 1 Way Double Pole with Neon	1540N

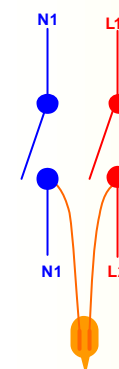
WIRING DIAGRAM



Rear View of 1540



1 Gang 1 Way Double Pole 1540



1 Gang 1 Way Double Pole with Neon 1540N