




# TECHNICAL DATA SHEET

1500-S-015

## 1500 SERIES ARCHITRAVE PLATE SWITCHES



### Description

A range of switch plate is designed for ease of installation and having all the advantages and design features. These products can be quickly installed as replacements for existing switch plate or in new installations.

### Main Application

Suitable for switching fluorescent or inductive loads at areas such as living room, bedroom & kitchen. Commercial areas such as shopping complex, restaurants, cafeterias, hotel & etc.

### Features

- Breakthrough in style with quality plate finishes of pleasant curved design
- Use of high impact resistant material, flame retarding & UV stabilized polycarbonate
- Front plates with high gloss finishing offering long lasting protection
- Slimmest & compact front plate
- Innovative front fitting modular system with resist frontal impact
- This modular system provides maintenance versatility and cost effective
- Switch mechanism constructed in compact & simple manner with minimum parts
- Comes in various indicator colors, symbol & markings
- Large terminal faces placed in synchronize direction to provide maximum installer versatility even in confined spaces

### Materials & Finish

- Use of polycarbonate for all plastic components
- Brass & Copper for all conductivity components
- All contact point is silver welded for best performance

### Option

Accessories and color options upon request

### Standards & Approvals

Switches comply: BSEN / IEC 60669-1

### Quantity

Box Quantity : 10 pcs  
Outer Box : 100 pcs

## TECHNICAL SPECIFICATION

### Electrical

Voltage rating: 250V a.c.

Unit	Rating	Terminal capacity
10A switches	10AX	4 x 1.5mm <sup>2</sup>

### Physical

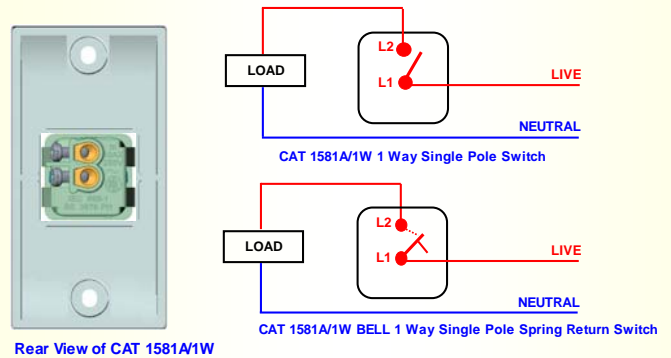
Ambient operating temperature: -5°C to +40°C

Max. installation altitude: 2000 meters

### Dimension

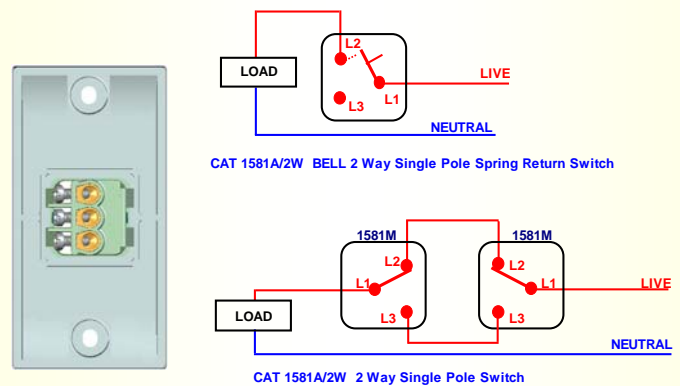
	L X W X H
1 & 2 Gang Plate Size	: 76 x 32 x 9mm
Mounting Centres	: 62mm
3 & 4 Gang Plate Size	: 130 x 32 x 9mm
Mounting Centres	: 114mm

## WIRING DIAGRAM



Rear View of CAT 1581A/1W

SAME APPLICATION FOR 2, 3, AND 4 GANG 1 WAY SINGLE POLE SWITCH



Rear View of CAT 1582A/2W

SAME APPLICATION FOR 2, 3, AND 4 GANG 2 WAY SINGLE POLE SWITCH

## PRODUCT RANGE

### Plate Switches with 10AX Modules

Description	CAT No.
1 Gang 1 Way Single Pole	1581A/1W
1 Gang 2 Way Single Pole	1581A/2W
2 Gang 1 Way Single Pole	1582A/1W
2 Gang 2 Way Single Pole	1582A/2W
3 Gang 1 Way Single Pole	1583A/1W
3 Gang 2 Way Single Pole	1583A/2W
4 Gang 1 Way Single Pole	1584A/1W
4 Gang 2 Way Single Pole	1584A/2W
1 Gang 1 Way Spring Return Single Pole	1581A/1W BELL
1 Gang 2 Way Spring Return Single Pole	1581A/2W BELL