




TECHNICAL DATA SHEET

1500-O-001

1500 SERIES FUSED CONNECTION UNITS



1525



1526

1526N

Description

A range of socket outlet is designed for ease of installation and having all the advantages and design features. These products can be quickly installed as replacements for existing switch plate or in new installations.

Features

- Breakthrough in style with quality plate finishes of pleasant curved design
- Use of high impact resistant material, flame retarding & UV stabilized polycarbonate
- Thin front plates with high gloss finishing offering long lasting protection
- Socket & switch mechanism constructed in compact & simple manner with minimum parts
- Switch contacts with silver contact points on both surfaces for good continuity
- Large terminal faces to provide maximum installer versatility even in confined spaces
- Base plate is well designed to withstand any force applied by insertion of plugs or the operation of switches

Main Application

Suitable for switching to loads at areas such as living room, bedroom & kitchen. Commercial areas such as shopping complex, restaurants, cafeterias, hotel & etc

Materials & Finish

- Use of polycarbonate for all plastic components
- Brass & Copper for all conductivity components
- All contact point is silver welded for best performance

Option

Accessories and color options upon request

Standards & Approvals

Sockets comply: BS 5733

Quantity

Box Quantity : 10 pcs
Outer Box : 100 pcs

TECHNICAL SPECIFICATION

Electrical

Voltage rating: 250V a.c.

Unit	Rating	Terminal capacity
13A switches	13A	3 x 2.5mm ² , 2 x 4.0mm ²

Physical

Ambient operating temperature: -5°C to +40°C
Max. installation altitude: 2000 meters

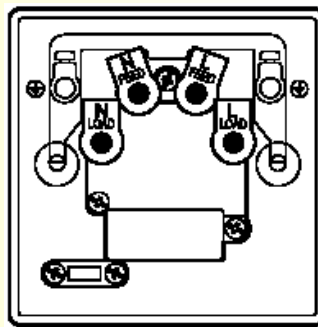
Dimension	L X W X H
Plate Size	: 86 x 86 x 10.5mm
Mounting Centres	: 60.3mm

PRODUCT RANGE

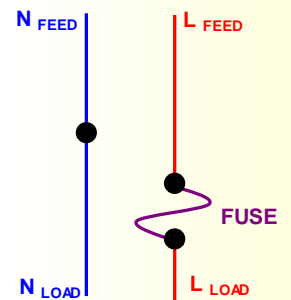
Fused Connection Units

Description	CAT No.
1 Gang Unswitched with Cord Clamp & Bottom Flex Outlet	1525
1 Gang Switched Double Pole including Cord Clamp & Bottom Flex Outlet	1526
1 Gang Switched Double Pole with Neon including Cord Clamp & Bottom Flex Outlet	1526N

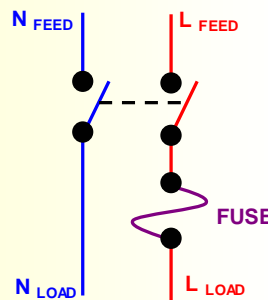
WIRING DIAGRAM



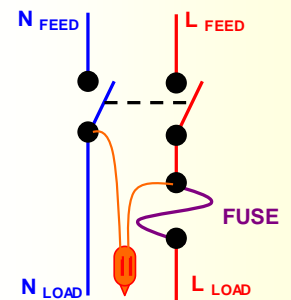
Rear View of Fused Connection Unit



Fused Connection Unit 1525



Fused Connection Unit 1526



Fused Connection Unit 1526N