




TECHNICAL DATA SHEET


1500-M-S-001

1500 SERIES MODULES SWITCHES (SINGLE POLE)

1 WAY SINGLE POLE MODULE



2 WAY SINGLE POLE MODULE



Description

1500 Series Modular Switches fit together easily and simply to provide any combination for a wide range of electrical installations. Each one is supplied complete to make installation as simple as possible.

Features

- Breakthrough in style with quality plate finishes of pleasant curved design.
- Screwless appearance
- Switches have silver contacts for best performance
- High gloss finishing offering long lasting protection
- Use of high impact resistant material, flame retarding & UV stabilized polycarbonate.
- Construction of switch mechanism is compact & simple with minimum parts.
- Large terminal faces to provide maximum installer versatility even in confined spaces.
- Innovative front fitting modular system
- This modular system provides maintenance versatility and cost effective.

Main Application

Suitable for switching to loads at areas such as living room, bedroom & kitchen. Commercial areas such as shopping complex, restaurants, cafeterias, hotel & etc.

Materials & Finish

- Use of polycarbonate for all plastic components
- Brass & Copper for all conductivity components
- All contact point is silver welded for best performance

Option

Accessories and color options upon request

Standards & Approvals

Switches comply: BSEN / IEC 60669-1

Quantity

Box Quantity : 20 pcs
Outer Box : 200 pcs

TECHNICAL SPECIFICATION

Electrical

Voltage rating: 250V a.c.

Unit	Rating	Terminal capacity
10AX Switches	10AX	2 x 2.5mm ² , 4 x 1.5mm ²

Physical

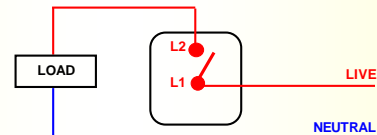
Max. installation altitude: 2000 meters

Dimension	L X W X H
Module Size	23 x 23 x 25mm

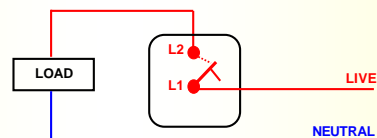
WIRING DIAGRAM



Rear view of 1580M 1 Way Single Pole Switch Modules



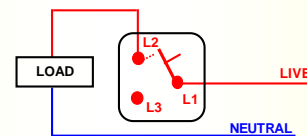
Cat 1580M 1 Way Single Pole Switch Module



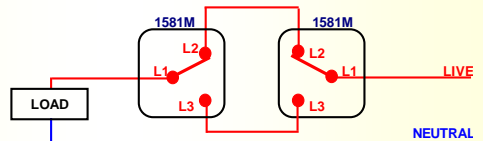
Cat 1580M BELL 1 Way Single Pole Spring Return Switch Module



Rear view of 1581M 2 Way Single Pole Switch Modules



Cat 1581M BELL 2 Way Single Pole Spring Return Switch Module



Cat 1581M 2 Way Single Pole Switch Module

PRODUCT RANGE

Switch Modules 1 Way

Description

- 1 Way Single Pole Switch Module
- 1 Way Single Pole Switch Module
- 1 Way Single Pole Switch Module
- 1 Way Single Pole Switch Module
- 1 Way Single Pole Switch Module

CAT No.

- 1580M
- 1580M FAN
- 1580M LIGHT
- 1580M BELL
- 1580M PRESS

Switch Modules 2 Way

Description

- 2 Way Single Pole Switch Module
- 2 Way Single Pole Switch Module
- 2 Way Single Pole Switch Module
- 2 Way Single Pole Switch Module
- 2 Way Single Pole Switch Module
- 2 Way Single Pole Switch Module with Hinged Flap

CAT No.

- 1581M
- 1581M FAN
- 1581M LIGHT
- 1581M BELL
- 1581M PRESS
- 581M16HF